

Rotor program


Fixed-angle rotors

All products consist of aluminium (black anodised).



Vessel			Rotor			
Nominal volume	Dimensions	Description Standard Features	Vessels per rotor	Rotors per unit	Part no. Configuration Setting angle (Reference: vertical)	
(ml)	Ø x length (mm)		(pcs.)	(pcs.)		
1.0	5 – 5.5 x 100 (vessel) 12.5 x 80 (cover)		72		112208¹⁾ adapter cover	
1.5 – 2.2	10.8 x 38	Eppendorf basic rotor for 126300	72	1 + 2	124610 massive rotor 45°	
1.5 – 2.2	10.8 x 38	Eppendorf extension rotor for 124610	72	2 max.	126300 massive rotor 45°	
2.5	11 x 31 – 39	 basic rotor for 126305	54	1 + 2	124613²⁾ massive rotor 25°	
2.5	11 x 31 – 39	 extension rotor for 124613	54	2 max.	126305 massive rotor 25°	
3.0 / 4.0	10 x 75 – 86	with round or flat bottom	72		113312³⁾ adapter cover 20°	

Rotor program

Vessel			Rotor			
Nominal volume	Dimensions	Description Standard Features	Vessels per rotor	Rotors per unit	Part no. Configuration Setting angle (Reference: vertical)	
(ml)	Ø x length (mm)		(pcs.)	(pcs.)		
5.0	16.4 x 57	Eppendorf	32	1	124635 massive rotor 38°	
5.0	26.5 – 28 x 54.9 – 85		36	1	124636 disc rotor 25°	
5.0	15.5 – 16.7 x 47 – 59	with round or flat bottom basic rotor for 126304	36	1 + 2	124620 massive rotor 30°	
5.0	15.5 – 16.7 x 47 – 59	with round or flat bottom extension rotor for 124620	36	2 max.	126304 massive rotor 30°	
5.0	15 x 50	with flat bottom basic rotor for 126303	72	1 + 1	124634²⁾ disc rotor 30°	
5.0	15 x 50	with flat bottom extension rotor for 124634	72	1 max.	126303 disc rotor 30°	
5.0	14.5 – 15.5 x 45 – 51	basic rotor for 126308	40	1 + 2	124631 massive rotor 30°	

Vessel			Rotor			
Nominal volume	Dimensions	Description Standard Features	Vessels per rotor	Rotors per unit	Part no. Configuration Setting angle (Reference: vertical)	
(ml)	Ø x length (mm)		(pcs.)	(pcs.)		
5.0	14.5 – 15.5 x 45 – 51	extension rotor for 124631	40	2 max.	126308 massive rotor 30°	
5.0	12.5 – 13.8 x 70.4 – 86	with round bottom, e.g. Sarstedt centrifuge tubes basic rotor for 126311	72	1 + 1	124627 disc rotor 20°	
5.0	12.5 – 13.8 x 70.4 – 86	with round bottom, e.g. Sarstedt centrifuge tubes extension rotor for 124627	72	1 max.	126311 disc rotor 20°	
5.0 / 9.0	12 – 13 x 75– 100	with round bottom basic rotor for 126306	72	1 + 1	124614 disc rotor 30°	
5.0 / 9.0	12 – 13 x 75 – 100	with round bottom extension rotor for 124614	72	max. 1	126306 disc rotor 30°	
8.0 / 10.0	12 – 13 x 100 - 120	with round bottom	54	1	124612²⁾ disc rotor 25°	
8.0 / 10.0	16 – 16.5 x 100 - 125	with round bottom, Falcon	48	1	124616 disc rotor 20°	

Rotor program

Vessel			Rotor			
Nominal volume	Dimensions	Description Standard Features	Vessels per rotor	Rotors per unit	Part no. Configuration Setting angle (Reference: vertical)	
(ml)	Ø x length (mm)		(pcs.)	(pcs.)		
10.0	16 – 17 x 65 – 100	basic rotor for 126302	48	1 + 1	124617 disc rotor 30°	
10.0	16 – 17 x 65 – 100	extension rotor for 124617	48	max. 1	126302 disc rotor 30°	
10.0	22.5 – 24 x 41 – 45	bottle, ISO 8362- 1 10R basic rotor for 126309	27	1 + 2	124632 massive rotor 25°	
10.0	22.5 – 24 x 41 – 45	bottle, ISO 8362- 1 10R extension rotor for 124632	27	max. 2	126309 massive rotor 25°	
10.0 12.0 15.0	16 – 16.5 x 80 – 125	with round bottom, Falcon	48	1	124621 disc rotor 20°	
13.0	15.2 x 100 (vessel) 18 x 85 (cover)		48	--	110516⁴⁾ adapter cover 20°	
13.0	17 – 18 x 100 – 125		48	1	124618 disc rotor 20°	
15.0	15 – 16 x 125 – 160	with round bottom	36	--	112313⁵⁾ adapter cover	
15.0	17.9 – 19 x 97 – 125	with round bottom	48	1	124622 disc rotor 20°	

Vessel			Rotor			
Nominal volume	Dimensions	Description Standard Features	Vessels per rotor	Rotors per unit	Part no. Configuration Setting angle (Reference: vertical)	
(ml)	Ø x length (mm)		(pcs.)	(pcs.)		
20.0 / 25.0	18 – 19.5 x 110 – 140	with round bottom	36	1	124619 disc rotor 20°	
21.0	15.6 – 16.5 x 104.3 – 162.5	with round bottom	48	1	112357 disc rotor 20°	
22.0	19.1 – 20.1 x 66 – 87 (vessel) 26.5 x 62 (cover)	with flat bottom and threat	36	2	112478⁶⁾ adapter cover	
25.0	23.8 – 25 x 62 – 90	basic rotor for 112421	36	1 + 1	112420 disc rotor 30°	
25.0	23.8 – 25 x 62 – 90	extension rotor for 112420	36	max. 1	112421 disc rotor 30°	
30.0	18 x 180 (Gefäß) 21.5 x 146 (Hülse)	with round bottom	24	1	112210⁷⁾ Adapterhülse	
30.0	24 – 25 x 95 – 120		36	1	124625 disc rotor 25°	
30.0 / 40.0	21.5 x 150 – 180		24	1	124623²⁾ disc rotor 20°	
50.0	24 – 24.5 x 120 – 160		24	1	124624 disc rotor 18°	
50.0	29.5 – 30 x 115 – 120		24	1	124630 disc rotor 25°	

Rotor program

Vessel			Rotor			
Nominal volume	Dimensions	Description Standard Features	Vessels per rotor	Rotors per unit	Part no. Configuration Setting angle (Reference: vertical)	
(ml)	Ø x length (mm)		(pcs.)	(pcs.)		
50.0	27.7 – 29.1 x 100 – 120	Falcon	18	1	124629 disc rotor 23°	
50.0	32.8 – 34.5 x 100 – 120	with round bottom	16	1	124626 disc rotor 23°	
55.0	24.1 – 25.3 x 105 – 166.4	with round bottom	24	1	112358 disc rotor 18°	
55.0 / 80.0	28 – 30 x 120 – 150	with round bottom	24	1	124628 disc rotor 20°	
70.0	24.1 – 25.3 x 143.9 – 203.8	with round bottom	20	1	112359 disc rotor 18°	
70.0	44 – 45 x 120 – 140	(Falcon)	12	1	124647 disc rotor 20°	

Vessel			Rotor			
Nominal volume	Dimensions	Description Standard Features	Vessels per rotor	Rotors per unit	Part no.	
(ml)	Ø x length (mm)		(pcs.)	(pcs.)	Configuration Setting angle (Reference: vertical)	
100	44 – 45 x 100 – 120	with round bottom	12	1	124645 disc rotor 23°	
150	58.6 – 61 x 110 – 120	with flat bottom, Falcon	8	1	124644 disc rotor 20°	
175	61.5 x 139		6	1	112442²⁾⁸⁾ adapter cover 20°	
250	68.2 – 71 x 137 – 139	Wheaton Lab Media Bottle 219927	6	1	124606 massive rotor 18°	

¹⁾ only in conjunction with disc rotors, part no. 124614 and 126306

²⁾ delivery time on request, subject to technical modifications

³⁾ only in conjunction with disc rotors, part no. 124627 and 126311

⁴⁾ only in conjunction with disc rotors, part no. 124622 and 124618

⁵⁾ only in conjunction with disc rotor, part no. 124619

⁶⁾ only in conjunction with disc rotors, part no. 112420 and 112421

⁷⁾ only in conjunction with disc rotor, part no. 124623

⁸⁾ only in conjunction with disc rotor, part no. 112441

Rotor program

Swing-out rotors and accessories



WARNUNG

The balance point of the loaded bucket must be located considerably below the pivotal point !

All products consist of aluminium (black anodised).

Plate		Rotor type and accessories		
Type	Dimensions B x T x H (mm)	No. of plates per rotor (piece)	No. of plates per device (piece)	Part no. Configuration
				<p>124511</p> <p>Basic rotor with triple TMM Swing-out rotor for microtiter plates (MTP) assay plates (AP) deepwell plates (DWP) and massive bucket (MAB) with microtiter plate footprint</p>
MTP or AP or DWP	max. 86.5 x 128.5 x 15.9 max. 86.5 x 128.5 x 25.9 max. 86.5 x 128.5 x 60.0		3 2 1	<p>124701</p> <p>Carrier with integrated temperature sensor, without bottom window, suitable in rotor Nr. 124700 with carrier no. 124708; carrier plates no. 124704 and 124705 required</p>
MTP or AP or DWP	max. 86.5 x 128.5 x 15.9 max. 86.5 x 128.5 x 25.9 max. 86.5 x 128.5 x 60.0		3 2 1	<p>124708</p> <p>Carrier without temperature sensor, without bottom window, suitable in rotor Nr. 124700 with carrier no. 124701; carrier plates no. 124704 and 124705 required</p>
			2	<p>124704</p> <p>Carrier plate with distance pieces, red, height 6 mm, suitable for carrier no. 124701 and 124708</p>
			2	<p>124705</p> <p>Carrier plate with distance pieces, blue, height 16 mm, suitable for carrier no. 124701 and 124708</p>

Plate		Rotor type and accessories			
Type	Dimensions B x T x H (mm)	No. of plates per rotor (piece)	No. of plates per device (piece)	Part no. Configuration	
MAB	max. 86.5 x 128.5 x 60.0		1	124703 Carrier with integrated temperature sensor, without bottom window, suitable for rotor no. 124700 with carrier no. 124706	
MAB	max. 86.5 x 128.5 x 60.0		1	124706 Carrier without temperature sensor, without bottom window, suitable for rotor no. 124700 with carrier no. 124703	
		4	40	112290 Massive bucket, with thicker rim and pedestal, for vessels \varnothing 10,2 x 45,5 mm, suitable for 124703 and 124706	
DWP	max. 86.5 x 128.5 x 60.0		1	124711¹⁾ Carrier with integrated temperature sensor, with bottom window, suitable for rotor no. 124700 with carrier no. 124707	
DWP or MAB	max. 86.5 x 128.5 x 60.0 max. 86.5 x 128.5 x 60.0		1 1	124707 Carrier without temperature sensor, with bottom window, suitable for rotor no. 124700 with carrier no. 124711 and 124702	
MAB	max. 86.5 x 128.5 x 60.0		1	124702 Carrier with integrated temperature sensor, with bottom window, suitable for rotor no. 124700 with carrier no. 124702 The temperature sensor is positioned at the location hole of the massive bucket	

Rotor program

Plate		Rotor type and accessories			
Type	Dimensions B x T x H (mm)	No. of plates per rotor (piece)	No. of plates per device (piece)	Part no. Configuration	
		4	48	110535 Massive bucket, for vessels Ø 11.0-11.7 x 28.0-33.0 mm, suitable for 124702 and 124707	
		4	35	113309 Frame, for vessels Ø 12.0-12.8 x 53.2-64.2 mm, suitable for 124702 and 124707	
MTP or AP or DWP	max. 86.5 x 128.5 x 15.9 max. 86.5 x 128.5 x 25.9 max. 86.5 x 128.5 x 60.0	12 8 4	3 2 1	126350 1 Set, consisting of 2 carriers no. 124701, 2 carriers no. 124708, 4 carrier plates no. 124704, 4 carrier plates no. 124705, 1 sample temperature sensor no. 124764	
MAB	max. 86.5 x 128.5 x 60.0	4	1	126351 1 Set, consisting of 2 carriers no. 124703, 2 carriers no. 124706, 1 sample temperature sensor no. 124764	
MAB	max. 86.5 x 128.5 x 60.0	4	1	126352 1 Set, consisting of 2 carriers no. 124702, 2 carriers no. 124707, 1 sample temperature sensor no. 124764	
DWP	max. 86.5 x 128.5 x 60.0	4	1	126353¹⁾ 1 Set, consisting of 2 carriers no. 124711, 2 carriers no. 124707, 1 sample temperature sensor no. 124764	

¹⁾ special design, on request, subject to technical modifications

All products consist of aluminium (black anodised).

Vessel		Rotor and accessories			
Nominal volume	Description	Vessels per rotor	Rotors per unit	Part no.	Configuration
(ml)	Ø x length (mm)	(piece)	(piece)		
500	round bottom flask	4	1	124660	
				Basic rotor with triple-TMM	
				Swing-out rotor for round bottom flasks, 500 ml, for 4 carriers 112433, 112440, 124664, 124665, 124667	
			1	124667	
				Adapter cover	
				Centre-cover 124664 or 124665 required	
500	round bottom flask EN ISO 4797 each, with inner grinding 29/32		1	124664	
				Centre cover, complete, with temperature sensor, to accommodate one round bottom flask, adapter cover 124667 required, suitable for 124665	
500	round bottom flask EN ISO 4797 each, with inner grinding 29/32		1	124665	
				Centre cover, complete, without temperature sensor, to accommodate one round bottom flask, adapter cover 124667 required, suitable for 124664	
5 13	15.0 x 48.0 23.0 x 48.0	32 36	1	112433	
				Combined bucket, with temperature sensor, to accommodate 8 vessels of 5 ml and 9 vessels of 13 ml, suitable for 112440	
5 13	15.0 x 48.0 23.0 x 48.0	32 36	1	112440	
				Combined bucket, with temperature sensor, to accommodate 8 vessels of 5 ml and 9 vessels of 13 ml, suitable for 112433	

Rotor program

Vessel		Rotor and accessories		
Nominal volume	Description	Vessels per rotor	Rotors per unit	Part no. Configuration
(ml)	Ø x length (mm)	(piece)	(piece)	
			1	<p>124670</p> <p>1 Set, consisting of 4 adapter covers no. 124667, 2 centre-covers no. 124664, 2 centre-covers no. 124665 1 sample temperature sensor no. 124764</p> <p><u>NOTE:</u> Use a round bottom flask with splinter protection coating (part no 127361)</p>
			1	<p>124671</p> <p>1 Set, consisting of 2 combined buckets no. 112433, 2 combined buckets no. 112440, 1 sample temperature sensor no. 124764</p>

All products consist of aluminium (black anodised).

Vessel		Rotor and accessories			
Nominal volume	Description	Vessels per rotor	Rotors per unit	Part no.	Configuration
(ml)	Ø x length (mm)	(piece)	(piece)		
		4	1	124640	Basic rotor with Triple-TMM Swing-out rotor, for 4 buckets 124641, 124642, 124649, 124650, 124651, 124652, 154653, 154654, 124655, 124656, 124657, 124658
15.0	Ø 16.2 mm x 114 mm	16	1	124641	Bucket 4 x 15 ml without temperature sensor
15.0	Ø 16.2 mm x 114 mm	16	1	124642	Bucket 4 x 15 ml with integrated temperature sensor
5.0	Ø 14.8 mm x 45 mm	36	1	124649¹⁾	Bucket 9 x 5 ml without temperature sensor
5.0	Ø 14.8 mm x 45 mm	36	1	124650¹⁾	Bucket 9 x 5 ml with integrated temperature sensor
9.0	Ø 13.0 mm x 100 mm	44	1	124651¹⁾	Bucket 11 x 9 ml without temperature sensor
9.0	Ø 13.0 mm x 100 mm	44	1	124652¹⁾	Bucket 11 x 9 ml with integrated temperature sensor
12.0	Ø 16.0 mm x 100 mm	28	1	124653¹⁾	Bucket 7 x 12 ml without temperature sensor

Rotor program

Vessel		Rotor and accessories			
Nominal volume	Description	Vessels per rotor	Rotors per unit	Part no.	
(ml)	Ø x length (mm)	(piece)	(piece)	Configuration	
12.0	Ø 16.0 mm x 100 mm	28	1	124654 ¹⁾	Bucket 7 x 12 ml with integrated temperature sensor
13.5	Ø 24.0 mm x 45 mm	16	1	124655 ¹⁾	Bucket 4 x 13,5 ml without temperature sensor
13.5	Ø 24.0 mm x 45 mm	16	1	124656 ¹⁾	Bucket 4 x 13,5 ml with integrated temperature sensor
14.0	Ø 22.0 mm x 55 mm	16	1	124657 ¹⁾	Bucket 4 x 14 ml without temperature sensor
14.0	Ø 22.0 mm x 55 mm	16	1	124658 ¹⁾	Bucket 4 x 14 ml with integrated temperature sensor

¹⁾ special design, on request, subject to technical modifications

Sample temperature sensors (temperature sensor element teflon-bonded/ -capsuled)

Description	Dimensions (length), features	Part no.
Sample temperature sensor PT100	120 mm	124750
Sample temperature sensor PT100	140 mm	124754
Sample temperature sensor PT100	150 mm	124756
Sample temperature sensor PT100	160 mm	124758
Sample temperature sensor PT100	175 mm	124761
Sample temperature sensor PT100	190 mm	124764
Sample temperature sensor PT100	220 mm	124770
Sample temperature sensor PT100	280 mm	124782
Sample temperature sensor PT100	320 mm	124837

Sample holder temperature sensors(temperature sensor element in stainless steel cover)

Description	Dimensions (length), features	Part no.
Sample holder temperature sensor PT100	150 mm, for combined bucket no.112433	124785
Sample holder temperature sensor PT100	190 mm, marked, for carrier no.124702, 124703, 124711	124787
Sample holder temperature sensor PT100	220 mm, marked, for carrier no. 124701	124790

Tools

Description	Dimensions	Part no.
Torx screw driver	TX 8	988034